

ISSN 2518-170X (Online)

ISSN 2224-5278 (Print)

**NEWS OF THE NATIONAL ACADEMY
OF SCIENCES OF THE REPUBLIC
OF KAZAKHSTAN, SERIES OF
GEOLOGY AND TECHNICAL SCIENCES**

№2

2026

ISSN 2518-170X (Online)

ISSN 2224-5278 (Print)



N E W S
OF THE NATIONAL ACADEMY OF SCIENCES
OF THE REPUBLIC OF KAZAKHSTAN,
SERIES OF GEOLOGY AND TECHNICAL
SCIENCES

2 (476)
MARCH – APRIL 2026

THE JOURNAL WAS FOUNDED IN 1940

PUBLISHED 6 TIMES A YEAR

ALMATY, 2026

The scientific journal News of the National Academy of Sciences of the Republic of Kazakhstan, Series of Geology and Technical Sciences has been indexed in the international abstract and citation database Scopus since 2016 and demonstrates stable bibliometric performance.

The journal is also included in the Emerging Sources Citation Index (ESCI) of the Web of Science platform (Clarivate Analytics, since 2018).

Indexing in ESCI confirms the journal's compliance with international standards of scientific peer review and editorial ethics and is considered by Clarivate Analytics as part of the evaluation process for potential inclusion in the Science Citation Index Expanded (SCIE), Social Sciences Citation Index (SSCI), and Arts & Humanities Citation Index (AHCI).

Indexing in Scopus and Web of Science ensures high international visibility of publications, promotes citation growth, and reflects the editorial board's commitment to publishing relevant, original, and scientifically significant research in the fields of geology and technical sciences.

«Қазақстан Республикасы Ұлттық ғылым академиясының Хабарлары. Геология және техникалық ғылымдар сериясы» ғылыми журналы 2016 жылдан бастап халықаралық реферативтік және ғылымиметриялық Scopus дерекқорында индекстеледі және тұрақты библиометриялық көрсеткіштерді көрсетіп келеді.

Сонымен қатар журнал Web of Science платформасының (Clarivate Analytics, 2018) халықаралық реферативтік және наукометриялық дерекқоры Emerging Sources Citation Index (ESCI) тізіміне енгізілген.

ESCI дерекқорында индекстелуі журналдың халықаралық ғылыми рецензиялау талаптары мен редакциялық этика стандарттарына сәйкестігін растайды, сондай-ақ Clarivate Analytics компаниясы тарапынан басылмды Science Citation Index Expanded (SCIE), Social Sciences Citation Index (SSCI) және Arts & Humanities Citation Index (AHCI) дерекқорларына енгізу қарастырылуда.

Scopus және Web of Science дерекқорларында индекстелуі жарияланымдардың халықаралық деңгейде жоғары сұранысқа ие болуын қамтамасыз етеді, олардың дәйексөз алу көрсеткіштерінің артуына ықпал етеді және редакциялық алқаның геология мен техникалық ғылымдар саласындағы өзекті, бірегей және ғылыми тұрғыдан маңызды зерттеулерді жариялауға ұмтылысын айқындайды.

Научный журнал «News of the National Academy of Sciences of the Republic of Kazakhstan, Series of Geology and Technical Sciences» с 2016 года индексируется в международной реферативной и наукометрической базе данных Scopus и демонстрирует стабильные библиометрические показатели.

Журнал также включён в международную реферативную и наукометрическую базу данных Emerging Sources Citation Index (ESCI) платформы Web of Science (Clarivate Analytics, 2018).

Индексирование в ESCI подтверждает соответствие журнала международным стандартам научного рецензирования и редакционной этики, а также рассматривается компанией Clarivate Analytics в рамках дальнейшего включения издания в Science Citation Index Expanded (SCIE), Social Sciences Citation Index (SSCI) и Arts & Humanities Citation Index (AHCI).

Индексирование в Scopus и Web of Science обеспечивает высокую международную востребованность публикаций, способствует росту цитируемости и подтверждает стремление редакционной коллегии публиковать актуальные, оригинальные и научно значимые исследования в области геологии и технических наук.

EDITOR-IN-CHIEF

ZHURINOV Murat Zhurinovich, Doctor of Chemical Sciences, Professor, Academician of IAAS and NAS RK, General Director of the Research Institute of Petroleum Refining and Petrochemicals (Almaty, Kazakhstan), <https://www.scopus.com/authid/detail.uri?authorId=6602177960>; <https://www.webofscience.com/wos/author/record/2017489>

DEPUTY EDITOR-IN-CHIEF

ABSADYKOV Bakhyt Narikbayevich, Doctor of Technical Sciences, Professor, Academician of NAS RK, Satbayev University (Almaty, Kazakhstan), <https://www.scopus.com/authid/detail.uri?authorId=6504694468>; <https://www.webofscience.com/wos/author/record/2411827>

EDITORIAL BOARD:

ABSAMETOV Malis Kudysovich, Doctor of Geological and Mineralogical Sciences, Professor, Academician of NAS RK, Director of the U.M. Akhmedsafin Institute of Hydrogeology and Geoecology (Almaty, Kazakhstan), <https://www.scopus.com/authid/detail.uri?authorId=56955769200>; <https://www.webofscience.com/wos/author/record/1937883>

ZHOLTAEV Geroy Zholtaevich, Doctor of Geological and Mineralogical Sciences, Professor, Honorary Academician of NAS RK (Almaty, Kazakhstan), <https://www.scopus.com/authid/detail.uri?authorId=57112610200>; <https://www.webofscience.com/wos/author/record/1939201>

SNOW Daniel, PhD, Associate Professor, Director, Aquatic Sciences Laboratory, University of Nebraska (Nebraska, USA), <https://www.scopus.com/authid/detail.uri?authorId=7103259215>; <https://www.webofscience.com/wos/author/record/1429613>

SELTMANN Reimar, PhD, Head of Petrology and Mineral Deposits Research in the Earth Sciences Department, Natural History Museum (London, Great Britain), <https://www.scopus.com/authid/detail.uri?authorId=55883084800>; <https://www.webofscience.com/wos/author/record/1048681>

PANFILOV Mikhail Borisovich, Doctor of Technical Sciences, Professor at the University of Nancy (Nancy, France), <https://www.scopus.com/authid/detail.uri?authorId=7003436752>; <https://www.webofscience.com/wos/author/record/1230499>

SHEN Ping, PhD, Deputy Director of the Mining Geology Committee of the Chinese Geological Society, Member of the American Association of Economic Geologists (Beijing, China), <https://www.scopus.com/authid/detail.uri?authorId=57202873965>; <https://www.webofscience.com/wos/author/record/1753209>

FISCHER Axel, PhD, Associate Professor, Technical University of Dresden (Dresden, Germany), <https://www.scopus.com/authid/detail.uri?authorId=35738572100>; <https://www.webofscience.com/wos/author/record/2085986>

AGABEKOV Vladimir Enokovich, Doctor of Chemical Sciences, Academician of NAS of Belarus, Honorary Director of the Institute of Chemistry of New Materials (Minsk, Belarus), <https://www.scopus.com/authid/detail.uri?authorId=7004624845>

CATALIN Stefan, PhD, Associate Professor, Technical University of Dresden (Dresden, Germany), <https://www.scopus.com/authid/detail.uri?authorId=35203904500>; <https://www.webofscience.com/wos/author/record/1309251>

JAY Sagin, PhD, Associate Professor, Nazarbayev University (Astana, Kazakhstan), <https://www.scopus.com/authid/detail.uri?authorId=57204467637>; <https://www.webofscience.com/wos/author/record/907886>

FRATTINI Paolo, PhD, Associate Professor, University of Milano - Bicocca (Milan, Italy), <https://www.scopus.com/authid/detail.uri?authorId=56538922400>

NURPEISOVA Marzhan Baysanovna, Doctor of Technical Sciences, Professor of Satbayev University (Almaty, Kazakhstan), <https://www.scopus.com/authid/detail.uri?authorId=57202218883>; <https://www.webofscience.com/wos/author/record/AAD-1173-2019>

RATOV Boranbay Tovbasarovich, Doctor of Technical Sciences, Professor, Head of the Department of Geophysics and Seismology, Satbayev University (Almaty, Kazakhstan), <https://www.scopus.com/authid/detail.uri?authorId=55927684100>; <https://www.webofscience.com/wos/author/record/1993614>

RONNY Berndtsson, Professor, Director of the Centre for Advanced Middle Eastern Studies, Lund University (Lund, Sweden), <https://www.scopus.com/authid/detail.uri?authorId=7005388716>; <https://www.webofscience.com/wos/author/record/1324908>

MIRLAS Vladimir, PhD, Professor, Eastern R&D Center, Ariel University (Ariel, Israel), <https://www.scopus.com/authid/detail.uri?authorId=8610969300>; <https://www.webofscience.com/wos/author/record/53680261>

News of the National Academy of Sciences of the Republic of Kazakhstan. Series of geology and technology sciences.

ISSN 2518-170X (Online),

ISSN 2224-5278 (Print)

Owner: «Central Asian Academic Research Center» LLP (Almaty).

The certificate of registration of a periodical printed publication in the Committee of information of the Ministry of Information and Communications of the Republic of Kazakhstan № KZ50VPY00121155, issued on 05.06.2025
Thematic scope: *geology, hydrogeology, geography, mining and chemical technologies of oil, gas and metals*
Periodicity: 6 times a year.

<http://www.geology-technical.kz/index.php/en/>

© «Central Asian Academic Research Center» LLP, 2026.

БАС РЕДАКТОР

ЖУРЫНОВ Мұрат Жұрынулы, химия ғылымдарының докторы, профессор, ХҒАҚ және ҚР ҰҒА академигі, Мұнай өңдеу және мұнай-химиясы ғылыми-зерттеу институтының бас директоры (Алматы, Қазақстан), <https://www.scopus.com/authid/detail.uri?authorId=6602177960>; <https://www.webofscience.com/wos/author/record/2017489>

БАС РЕДАКТОРДЫҢ ОРЫНБАСАРЫ:

АБСАДЫҚОВ Бақыт Нәрікбайұлы, техника ғылымдарының докторы, профессор, ҚР ҰҒА академигі, Қ.И. Сәтбаев атындағы Қазақ ұлттық техникалық зерттеу университеті (Алматы, Қазақстан), <https://www.scopus.com/authid/detail.uri?authorId=6504694468>; <https://www.webofscience.com/wos/author/record/2411827>

РЕДАКЦИЯ АЛҚАСЫ:

ӘБСӘМЕТОВ Мәліс Құдысұлы, геология-минералогия ғылымдарының докторы, профессор, ҚР ҰҒА академигі, У.М. Ахмедсафин атындағы Гидрогеология және геоэкология институтының директоры (Алматы, Қазақстан), <https://www.scopus.com/authid/detail.uri?authorId=56955769200>; <https://www.webofscience.com/wos/author/record/1937883>

ЖОЛТАЕВ Герой Жолтайұлы, геология-минералогия ғылымдарының докторы, профессор, ҚР ҰҒА құрметті академигі (Алматы, Қазақстан), <https://www.scopus.com/authid/detail.uri?authorId=57112610200>; <https://www.webofscience.com/wos/author/record/1939201>

СНОУ Дэниел, PhD, қауымдастырылған профессор, Небраска университетінің Су ғылымдары зертханасының директоры (Небраска, АҚШ), <https://www.scopus.com/authid/detail.uri?authorId=7103259215>; <https://www.webofscience.com/wos/author/record/1429613>

ЗЕЛЪТМАНН Раймар, PhD, Жер туралы ғылымдар бөлімінің петрология және пайдалы қазбалар кен орындары саласындағы зерттеулерінің жетекшісі, Табиғи тарих мұражайы (Лондон, Ұлыбритания), <https://www.scopus.com/authid/detail.uri?authorId=55883084800>; <https://www.webofscience.com/wos/author/record/1048681>

ПАНФИЛОВ Михаил Борисович, техника ғылымдарының докторы, Нанси университетінің профессоры (Нанси, Франция), <https://www.scopus.com/authid/detail.uri?authorId=7003436752>; <https://www.webofscience.com/wos/author/record/1230499>

ШЕН Пин, PhD, Қытай геологиялық қоғамының Тау-кен геологиясы комитеті директорының орынбасары, Американдық экономикалық геологтар қауымдастығының мүшесі (Бейжің, Қытай), <https://www.scopus.com/authid/detail.uri?authorId=57202873965>; <https://www.webofscience.com/wos/author/record/1753209>

ФИШЕР Аксель, PhD, қауымдастырылған профессор, Дрезден техникалық университеті (Дрезден, Германия), <https://www.scopus.com/authid/detail.uri?authorId=35738572100>; <https://www.webofscience.com/wos/author/record/2085986>

АГАБЕКОВ Владимир Енокович, химия ғылымдарының докторы, Беларусь ҰҒА академигі, Жаңа материалдар химиясы институтының құрметті директоры (Минск, Беларусь), <https://www.scopus.com/authid/detail.uri?authorId=7004624845>

КАТАЛИН Стефан, PhD, қауымдастырылған профессор, Дрезден Техникалық университеті (Дрезден, Германия), <https://www.scopus.com/authid/detail.uri?authorId=35203904500>; <https://www.webofscience.com/wos/author/record/1309251>

САҒЫНТАЕВ Жанай, PhD, қауымдастырылған профессор, Назарбаев университеті (Астана, Қазақстан), <https://www.scopus.com/authid/detail.uri?authorId=57204467637>; <https://www.webofscience.com/wos/author/record/907886>

ФРАТТИНИ Паоло, PhD, қауымдастырылған профессор, Бикокок Милан университеті (Милан, Италия), <https://www.scopus.com/authid/detail.uri?authorId=56538922400>

НҮРПЕЙСОВА Маржан Байсанқызы, техника ғылымдарының докторы, Қ.И. Сәтбаев атындағы Қазақ ұлттық техникалық зерттеу университетінің профессоры (Алматы, Қазақстан), <https://www.scopus.com/authid/detail.uri?authorId=57202218883>; <https://www.webofscience.com/wos/author/record/AAD-1173-2019>

РАТОВ Боранбай Товбасарович, техника ғылымдарының докторы, профессор, «Геофизика және сейсмология» кафедрасының меңгерушісі, Қ.И. Сәтбаев атындағы Қазақ ұлттық техникалық зерттеу университеті (Алматы, Қазақстан), <https://www.scopus.com/authid/detail.uri?authorId=55927684100>; <https://www.webofscience.com/wos/author/record/1993614>

РОННИ Бердтссон, профессор, Таяу Шығысты заманауи зерттеу орталығының директоры, Лунд университеті (Лунд, Швеция), <https://www.scopus.com/authid/detail.uri?authorId=7005388716>; <https://www.webofscience.com/wos/author/record/1324908>

МИРІАС Владимир, PhD, профессор, Ариэль университетінің Шығыс ғылыми-зерттеу орталығы (Ариэль, Израиль), <https://www.scopus.com/authid/detail.uri?authorId=8610969300>; <https://www.webofscience.com/wos/author/record/53680261>

News of the National Academy of Sciences of the Republic of Kazakhstan. Series of geology and technology sciences.

ISSN 2518-170X (Online),

ISSN 2224-5278 (Print)

Меншіктеуші: «Орталық Азия академиялық ғылыми орталығы» ЖШС (Алматы қ.).

Қазақстан Республикасының Ақпарат және коммуникациялар министрлігінің Ақпарат комитетінде 05.06.2025 ж. берілген № KZ50VPY00121155 мерзімдік басылым тіркеуіне қойылу туралы куәлік. Тақырыптық бағыты: *геология, гидрогеология, география, тау-кен ісі, мұнай, газ және металдардың химиялық технологиялары*

Мерзімділігі: жылына 6 рет.

<http://www.geolog-technical.kz/index.php/en/>

ГЛАВНЫЙ РЕДАКТОР

ЖУРИНОВ Мурат Журинович, доктор химических наук, профессор, академик МАН и НАН РК, Генеральный директор НИИ нефтепереработки и нефтехимии (Алматы, Казахстан), <https://www.scopus.com/authid/detail.uri?authorId=6602177960>; <https://www.webofscience.com/wos/author/record/2017489>

ЗАМЕСТИТЕЛЬ ГЛАВНОГО РЕДАКТОРА

АБСАДЫКОВ Бахыт Нарикбаевич, доктор технических наук, профессор, академик НАН РК, Казахский национальный исследовательский технический университет им. К.И. Сатпаева (Алматы, Казахстан), <https://www.scopus.com/authid/detail.uri?authorId=6504694468>; <https://www.webofscience.com/wos/author/record/2411827>

РЕДАКЦИОННАЯ КОЛЛЕГИЯ:

АБСАМЕТОВ Малис Кудысович, доктор геолого-минералогических наук, профессор, академик НАН РК, директор Института гидрогеологии и геоэкологии им. У.М. Ахмедсафина (Алматы, Казахстан), <https://www.scopus.com/authid/detail.uri?authorId=56955769200>; <https://www.webofscience.com/wos/author/record/1937883>

ЖОЛТАЕВ Герой Жолтаевич, доктор геолого-минералогических наук, профессор, почетный академик НАН РК (Алматы, Казахстан), <https://www.scopus.com/authid/detail.uri?authorId=57112610200>; <https://www.webofscience.com/wos/author/record/1939201>

СНОУ Дэниел, PhD, ассоциированный профессор, директор Лаборатории водных наук Университета Небраски (Небраска, США), <https://www.scopus.com/authid/detail.uri?authorId=7103259215>; <https://www.webofscience.com/wos/author/record/1429613>

ЗЕЛЬТМАНН Раймар, PhD, руководитель исследований в области петрологии и месторождений полезных ископаемых в Отделе наук о Земле Музея естественной истории (Лондон, Великобритания), <https://www.scopus.com/authid/detail.uri?authorId=55883084800>; <https://www.webofscience.com/wos/author/record/1048681>

ПАНФИЛОВ Михаил Борисович, доктор технических наук, профессор Университета Нанси (Нанси, Франция), <https://www.scopus.com/authid/detail.uri?authorId=7003436752>; <https://www.webofscience.com/wos/author/record/1230499>

ШЕН Пин, PhD, заместитель директора Комитета по горной геологии Китайского геологического общества, член Американской ассоциации экономических геологов (Пекин, Китай), <https://www.scopus.com/authid/detail.uri?authorId=57202873965>; <https://www.webofscience.com/wos/author/record/1753209>

ФИШЕР Аксель, PhD, ассоциированный профессор, Технический университет Дрезден (Дрезден, Берлин), <https://www.scopus.com/authid/detail.uri?authorId=35738572100>; <https://www.webofscience.com/wos/author/record/2085986>

АГАБЕКОВ Владимир Еноквич, доктор химических наук, академик НАН Беларуси, почетный директор Института химии новых материалов (Минск, Беларусь), <https://www.scopus.com/authid/detail.uri?authorId=7004624845>

КАТАЛИН Стефан, PhD, ассоциированный профессор, Технический университет Дрезден (Дрезден, Германия), <https://www.scopus.com/authid/detail.uri?authorId=35203904500>; <https://www.webofscience.com/wos/author/record/1309251>

САГИНТАЕВ Жанай, PhD, ассоциированный профессор, Назарбаев университет (Астана, Казахстан), <https://www.scopus.com/authid/detail.uri?authorId=57204467637>; <https://www.webofscience.com/wos/author/record/907886>

ФРАТТИНИ Паоло, PhD, ассоциированный профессор, Миланский университет Бикокк (Милан, Италия), <https://www.scopus.com/authid/detail.uri?authorId=56538922400>

НУРПЕИСОВА Маржан Байсановна, доктор технических наук, профессор Казахского национального исследовательского технического университета им. К.И. Сатпаева (Алматы, Казахстан), <https://www.scopus.com/authid/detail.uri?authorId=57202218883>; <https://www.webofscience.com/wos/author/record/AAD-1173-2019>

РАТОВ Боранбай Товбасарович, доктор технических наук, профессор, заведующий кафедрой «Геофизика и сейсмология», Казахский национальный исследовательский технический университет им. К.И. Сатпаева (Алматы, Казахстан), <https://www.scopus.com/authid/detail.uri?authorId=55927684100>; <https://www.webofscience.com/wos/author/record/1993614>

РОННИ Бердтссон, профессор, Директор Центра современных ближневосточных исследований, Лундский университет (Лунд, Швеция), <https://www.scopus.com/authid/detail.uri?authorId=7005388716>; <https://www.webofscience.com/wos/author/record/1324908>

МИРЛАС Владимир, PhD, профессор, Восточный научно-исследовательский центр, Университет Ариэля (Ариэль, Израиль), <https://www.scopus.com/authid/detail.uri?authorId=8610969300>; <https://www.webofscience.com/wos/author/record/53680261>

News of the National Academy of Sciences of the Republic of Kazakhstan. Series of geology and technology sciences.

ISSN 2518-170X (Online),

ISSN 2224-5278 (Print)

Собственник: ТОО «Центрально-Азиатский академический научный центр» (г. Алматы).

Свидетельство о постановке на учет периодического печатного издания в Комитете информации Министерства информации и коммуникаций и Республики Казахстан № KZ50VPY00121155, выданное 05.06.2025 г.

Тематическая направленность: *геология, гидрогеология, география, горное дело и химические технологии нефти, газа и металлов*

Периодичность: 6 раз в год.

<http://www.geolog-technical.kz/index.php/en/>

CONTENTS

Abetov A.E., Seitzhanov A.K., Samenov Y.R., Zhassymbek S.A. Machine learning and neural networks for lithofacies mapping and reservoir property evaluation of core samples.....	8
Aitkaliyev A.K., Pak Y.N., Kolmakov Y.V., Pak D.Y., Matishev T.V. Application of the X-Ray radiometric method to improve the operational quality control of copper ores during geological testing.....	26
Altay Y.A., Karymsakova N.T., Fedorov A.V., Absadykov D.B., Ismagul G.K. Predictive control of diagnostically significant parameters of acoustic emission using machine learning: new data.....	41
Astanakulov K.D., Kodirova M.G., Saydumarov B., Nersesyan D.V., Kurashkin S.O. Resource potential of ecological and geological systems of allocated soil masses.....	58
Avazov Sh.B., Yodgorov Sh.I., Mukhammadkulov N.M., Aktamov B.U., Khayriddinov B.B. Instrumental seismometric assessment of the impact of technogenic seismic vibrations on the structural stability of historical objects.....	74
Baskanbayeva D., Kalmaganbetov S., Sabirova L., Zholdybayeva G., Koptleuov K. CFD analysis of screw compressor rotor geometry influence on gas compression efficiency in geology.....	92
Borotov A.N., Karshiev F.U., Igamberdiyev A.A., Grigoryan A.G., Sarigo N.V. Ecological aspects of resource conservation in the development of mineral deposits.....	107
Gerasidi V.V., Lisachenko A.V., Apatenko A.S., Sevryugina N.S., Fomin A.Y. Analysis of the application of non-destructive testing methods for assessing the technical condition of mining equipment motors based on vibration parameters.....	121
Hajiyeva A.Z., Ibrahimova L.P., Humbatova Sh.Y., Jafarova F.M. Ecological processes of vertical landscape transformation and their manifestation in the natural landscapes of Nakhchivan.....	135
Jakiyayev D.K., Nussipali R.K.*, Malibekov A.K., Jakiyayev B.D., Zhashen S.Zh. Statistical model of multi-cycle fatigue of steel structural elements under a complex non-uniform stress state.....	149
Jumatov Y.K., Tashbulatov S.B., Pushanov A.N., Kozenkova G.L., Yarygina I.V. Technological substantiation of sustainable mining reclamation of disturbed lands in open pit operations.....	169
Kainenova T.S., Kosmbaeva G.T., Bissembayeva K.T., Otarbayeva A.T., Orazbek A.A. Effectiveness of measures to regulate the development process at the Alibekmola field.....	185

Koishiyeva G.Zh., Yerimova A.Zh., Kurbaniyazov S.K., Agaidarova K.H., Abdraimova K.T.	
Radiological properties and stratigraphic significance of glauconite-bearing formations: implications for paleoenvironments and geochemical zonation.....	203
Kondratiev V.V., Bryukhanova N.N., Kononenko R.V., Gladkikh V.A., Matasova I.Y.	
Environmental and technological assessment of beneficiation tailings reprocessing based on mechanical activation and non-ferrous metals leaching.....	223
Kuldeyev Ye., Negmatov S., Nurpeissova M., Kirgizbaeva D., Donenbayeva N.	
Geodynamic Polygon of the Zhilandy Ore Field: Results and Prospects.....	237
Madibekov A., Christian Opp., Karimov A., Ismukhanova L., Zhadi A.	
Regularities of distribution and accumulation factors of heavy metals in soils of the Zhetysu region (Kazakhstan).....	253
Malikov G.I., Musayeva S.A., Mammadov K.S., Jabiyeva U.M., Jafarova K.V.	
Effects of hydrocarbon fuel quality fluctuations on energy generation efficiency, economic viability, and environmental footprint.....	272
Narbaev M.T., Ismailova G.K., Narbaeva K.T., Burlibayeva D.M., Groll M.	
Assessment of ecological and water management parameters of the Syrdarya River.....	290
Nurmagambetov A.	
On seismic hazard of Almaty and tectonic faults in the city.....	309
Permana A.P., Kasim M., Hutagalung R., Uno D.A.N., Sandi I.N.	
petrographic, provenance, and tectonic setting of Dolokapa formation sandstone, North Gorontalo.....	319
Ratov B.T., Khomenko V.L., Yavorska O.O., Koroviaka Ye.A., Akhmetova N.S.	
Analytical and structural justification of a wellhead sealing device for large-diameter drilling operations.....	335
Skrobala V.M., Popovych V.V., Kopylov V.P., Popovych N.P.	
Comprehensive assessment of heavy metal pollution of a river within a large city.....	355
Sunakbaeva D.Kh., Yuldashbek D.Kh., Aitekova K., Seitbayev K.Zh.	
Monitoring heavy metals in soils and waters of the City of Turkestan: geoecological aspect.....	371
Zakirov M.M., Agzamova I.A., Ochilov G.E., Gulyamov G.D., Xudayberdiyev T.M.	
Analysis of the results of changes in the gas and isotopic composition of groundwater during the period of earthquake preparation.....	385
Zhanbatyrov A.A., Tukhfatov Zh.K., Bektay E.K., Turisbekova G.S., Zhanbatyrov N.A.	
Current state of potash ore development in the Caspian lowlands of the Republic of Kazakhstan: problems and solutions.....	309

NEWS OF THE NATIONAL ACADEMY OF SCIENCES OF THE REPUBLIC
OF KAZAKHSTAN, SERIES OF GEOLOGY AND TECHNICAL SCIENCES
ISSN 2224-5278
Volume 2.
Number 476 (2026), 41–57

<https://doi.org/10.32014/2026.2518-170X.614>

UDC: 620.179.17

IRSTI: 50.53.17

©Altay Y.A.^{1,2}, Karymsakova N.T.^{2*}, Fedorov A.V.³, Absadykov D.B.⁴,
Ismagul G.K.⁵, 2026.

¹Satbayev University, Almaty, Kazakhstan;

²Mukhametzhan Tynyshbayev ALT University, Almaty, Kazakhstan;

³ITMO University, Saint Petersburg, Russia;

⁴Astana IT University, Astana, Kazakhstan;

⁵Academy of the National Security Committee of the Republic of Kazakhstan,
Almaty, Kazakhstan.

*E-mail – n.karymsakova@alt.edu.kz

PREDICTIVE CONTROL OF DIAGNOSTICALLY SIGNIFICANT PARAMETERS OF ACOUSTIC EMISSION USING MACHINE LEARNING: NEW DATA

Altay Yeldos — Candidate of Technical Sciences, PhD, Satbayev University, Almaty, Kazakhstan,
E-mail: aeldos@inbox.ru, <https://orcid.org/0000-0003-1673-4036>;

Karymsakova Nurgul — PhD, Associate Professor, Mukhametzhan Tynyshbayev ALT University,
Almaty, Kazakhstan,
E-mail: n.karymsakova@alt.edu.kz, <https://orcid.org/0000-0001-8187-2369>;

Fedorov Alexey — Doctor of Technical Sciences, Professor, ITMO University, Saint Petersburg,
Russia,
E-mail: avfedorov@itmo.ru, <https://orcid.org/0000-0002-3736-0291>;

Absadykov Daniyar — Master of Technical Sciences, Astana IT University, Astana, Kazakhstan,
E-mail: d.absadykov2002@gmail.com, <https://orcid.org/0009-0001-5879-5964>;

Ismagul Ganibek — Researcher, Academy of the National Security Committee of the Republic of
Kazakhstan, Almaty, Kazakhstan,
E-mail: sekalate_status@mail.ru, <https://orcid.org/0000-0002-3736-0291>.

Abstract. *Relevance.* Modern non-destructive testing systems based on acoustic testing, namely acoustic emission phenomena, are one of the sensitive elements for identifying the acoustic properties and stresses of various rocks and geological fields, and allow for the detection of various defects. One of the main factors hindering the application of the acoustic emission method is the influence of noise and interference of varying intensity and nature, which mainly occur during signal recording. The presence of interference and noise significantly reduces the

information value of the method and the accuracy of the estimated diagnostic parameters during testing. Improving the information value of the method and its accuracy depends on the effectiveness of the digital processing method based on interference and noise filtering. The goal of this article is to develop a digital filtering method for acoustic emission signals to improve the processing efficiency and the accuracy of assessing diagnostically significant components during testing. *Method.* The article presents the results of the implementation of a sequential high-frequency digital filtering method based on the root characteristics of the Butterworth polynomial of even degree. From all the recorded acoustic emission signals, only fragments of the informative components were extracted. Furthermore, the processing effectiveness was assessed by calculating the signal-to-noise ratio, diagnostic amplitude parameters (MARSE), and power. Predictive models of the emission diagnostic parameters were developed using a machine learning method – linear regression the reliability of which is represented by the correlation coefficient, determination coefficient, and significance of the model. The relationship between these parameters was approximated using the least-squares method and visualized using a scatterplot and a Tukey diagram, which displays the data distribution as points on an x- and y-coordinate plane. *Results.* It was found that the sequential high-pass digital polynomial filtering method yields a signal-to-noise ratio of more than 1.5 dB on average. Understanding the discovered relationship, which can be used in developing predictive models, will significantly expand the capabilities of acoustic monitoring for assessing the properties and stresses of various rocks and geological fields, and for identifying defects. Results obtained with a statistically significant and non-random relationship can confirm the viability and functionality of the developed predictive model.

Keywords: Digital filter, Butterworth polynomial, acoustic emission, sequential processing, machine learning, predictive control

For citations: Altay Y.A., Karymsakova N.T., Fedorov A.V., Absadykov D.B., Ismagul G.K. Predictive Control of Diagnostically Significant Parameters of Acoustic Emission Using Machine Learning: New Data. *News of the National Academy of Sciences of the Republic of Kazakhstan, Series of Geology and Technical Sciences.* 2026. No.2. Pp. 41–57. DOI: <https://doi.org/10.32014/2026.2518-170X.614>

©Алтай Е.А.^{1,2}, Карымсакова Н.Т.^{2*}, Федоров А.В.³, Абсадыков Д.Б.⁴,
Исмагул Г.К.⁵, 2026.

¹Сәтбаев университеті, Алматы, Қазақстан;

²Мұхаметжан Тынышбаев атындағы АЛТ университеті, Алматы, Қазақстан;

³ITMO Университеті, Санкт-Петербург, Ресей;

⁴Astana IT University, Астана, Қазақстан;

⁵Қазақстан Республикасы Ұлттық қауіпсіздік комитетінің академиясы,
Алматы, Қазақстан.

*E-mail: n.karymsakova@alt.edu.kz

МАШИНАЛЫҚ ОҚЫТУ ӘДІСІН ҚОЛДАНА ОТЫРЫП, АКУСТИКАЛЫҚ ЭМИССИЯНЫҢ ДИАГНОСТИКАЛЫҚ МАҢЫЗДЫ ПАРАМЕТРЛЕРІН БОЛЖАМДЫ БАҚЫЛАУ: ЖАҢА ДЕРЕКТЕР

Алтай Елдос — техника ғылымдарының кандидаты, PhD, Сәтбаев университеті, Алматы, Қазақстан,

E-mail: aeldos@inbox.ru, <https://orcid.org/0000-0003-1673-4036>;

Қарымсакова Нүргүл — PhD, қауымдастырылған профессор, Мұхаметжан Тынышбаев атындағы АЛТ университеті, Алматы, Қазақстан,

E-mail: n.karymsakova@alt.edu.kz, <https://orcid.org/0000-0001-8187-2369>;

Федоров Алексей — техника ғылымдарының докторы, профессор, ITMO университеті, Санкт-Петербург, Ресей,

E-mail: avfedorov@itmo.ru, <https://orcid.org/0000-0002-3736-0291>;

Абсадыков Данияр — техника ғылымдарының магистрі, Astana IT University, Астана, Қазақстан,

E-mail: d.absadykov2002@gmail.com, <https://orcid.org/0009-0001-5879-5964>;

Исмагул Ғанибек — зерттеуші, Қазақстан Республикасы Ұлттық қауіпсіздік комитетінің академиясы, Алматы, Қазақстан,

E-mail: sekalate_status@mail.ru, <https://orcid.org/0000-0002-3736-0291>.

Аннотация. *Өзектілігі.* Акустикалық сынаққа негізделген қазіргі заманғы бұзбайтын сынақ жүйелері, атап айтқанда акустикалық эмиссия құбылыстары, әртүрлі тау жыныстары мен геологиялық өрістердің акустикалық қасиеттері мен кернеулерін анықтауға арналған сезімтал элементтердің бірі болып табылады және әртүрлі ақауларды анықтауға мүмкіндік береді. Акустикалық эмиссия әдісін қолдануға кедергі келтіретін негізгі факторлардың бірі - негізінен сигналды жазу кезінде пайда болатын әртүрлі қарқындылық пен сипаттағы шу мен кедергілердің әсері. Кедергі мен шудың болуы әдістің ақпараттық құндылығын және сынақ кезіндегі бағаланған диагностикалық параметрлердің дәлдігін айтарлықтай төмендетеді. Әдістің ақпараттық құндылығын және оның дәлдігін жақсарту кедергі мен шуды сүзуге негізделген сандық өңдеу әдісінің тиімділігіне байланысты. Бұл мақаланың мақсаты – сынақ кезінде өңдеу тиімділігін және диагностикалық маңызды компоненттерді бағалау дәлдігін арттыру үшін акустикалық эмиссия сигналдары үшін сандық сүзу

әдісін әзірлеу. *Әдіс*. Мақалада жұп дәрежелі Баттерворт полиномының түбірлік сипаттамаларына негізделген тізбекті жоғары жиілікті сандық сүзу әдісін енгізу нәтижелері ұсынылған. Барлық жазылған акустикалық эмиссия сигналдарынан тек ақпараттық компоненттердің фрагменттері алынды. Сонымен қатар, өңдеу тиімділігі сигнал-шуыл қатынасын, диагностикалық амплитуда параметрлерін (MARSE) және қуатты есептеу арқылы бағаланды. Сәулелену диагностикалық параметрлерінің болжамдық модельдері машиналық оқыту әдісін – сызықтық регрессияны қолдана отырып жасалды, оның сенімділігі корреляция коэффициентімен, анықтау коэффициентімен және модельдің маңыздылығымен көрсетіледі. Бұл параметрлер арасындағы байланыс ең кіші квадраттар әдісін қолдана отырып жуықтап есептелді және шашыраңқы графигін және деректердің таралуын x және y координаталық жазықтығындағы нүктелер ретінде көрсететін Туки диаграммасын қолдана отырып көрнекіленді. *Нәтижелер*. Тізбекті жоғары жиілікті сандық полиномдық сүзгілеу әдісі орташа есеппен 1,5 дБ-ден астам сигнал-шуыл қатынасын беретіні анықталды. Болжамдық модельдерді әзірлеуде пайдаланылуы мүмкін анықталған байланысты түсіну әртүрлі тау жыныстары мен геологиялық кен орындарының қасиеттері мен кернеулерін бағалау және ақауларды анықтау үшін акустикалық мониторинг мүмкіндіктерін айтарлықтай кеңейтеді. Статистикалық тұрғыдан маңызды және кездейсоқ емес байланыспен алынған нәтижелер әзірленген болжамдық модельдің өміршеңдігі мен функционалдығын растай алады.

Түйін сөздер: сандық сүзгі, Баттерворт полиномы, акустикалық эмиссия, тізбекті өңдеу, машиналық оқыту, болжамды басқару

©Алтай Е.А.^{1,2}, Карымсакова Н.Т.^{2*}, Федоров А.В.³, Абсадыков Д.Б.⁴,
Исмагул Г.К.⁵, 2026.

¹Satbayev University, Алматы, Қазақстан;

²АЛТ университеті имені Мухамеджана Тынышпаева, Алматы, Қазақстан;

³Университет ИТМО, Санкт-Петербург, Россия;

⁴Astana IT University, Астана, Қазақстан;

⁵Академия Комитета национальной безопасности Республики Қазақстан,
Алматы, Қазақстан.

*E-mail: n.karymsakova@alt.edu.kz

ПРОГНОЗИРУЮЩИЙ КОНТРОЛЬ ДИАГНОСТИЧЕСКИ ЗНАЧИМЫХ ПАРАМЕТРОВ АКУСТИЧЕСКОЙ ЭМИССИИ МЕТОДОМ МАШИННОГО ОБУЧЕНИЯ: НОВЫЕ ДАННЫЕ

Алтай Елдос — кандидат технических наук, PhD, Satbayev University, Алматы, Қазақстан,
E-mail: aeldos@inbox.ru, <https://orcid.org/0000-0003-1673-4036>;

Карымсакова Нургуль — PhD, ассоциированный профессор, АЛТ университеті имені
Мухамеджана Тынышпаева, Алматы, Қазақстан,

E-mail: n.karymsakova@alt.edu.kz, <https://orcid.org/0000-0001-8187-2369>;

Федоров Алексей — доктор технических наук, профессор, Университет ИТМО, Санкт-Петербург, Россия,

E-mail: avfedorov@itmo.ru, <https://orcid.org/0000-0002-3736-0291>;

Абсадыков Данияр — магистр технических наук, Astana IT University, Астана, Казахстан,

E-mail: d.absadykov2002@gmail.com, <https://orcid.org/0009-0001-5879-5964>;

Исмагул Ганибек — исследователь, Академия Комитета национальной безопасности Республики Казахстан, Алматы, Казахстан,

E-mail: sekalate_status@mail.ru, <https://orcid.org/0000-0002-3736-0291>.

Аннотация. *Актуальность.* Современные системы неразрушающего контроля, основанные на методе акустической эмиссии, являются высокочувствительным инструментом для идентификации акустических свойств и напряжённого состояния горных пород и геологических сред, а также для обнаружения различных дефектов. Вместе с тем одним из основных факторов, сдерживающих широкое применение метода акустической эмиссии, является влияние шумов и помех различной природы и интенсивности, возникающих при регистрации сигналов. Наличие помех существенно снижает информативную ценность метода и точность оценки диагностических параметров. Повышение точности и информативности напрямую зависит от эффективности методов цифровой обработки сигналов, основанных на фильтрации шумов. *Цель* Разработать метод цифровой фильтрации сигналов акустической эмиссии для повышения результативности обработки и точности оценки диагностически значимых параметров при контроле. *Метод.* авлены результаты реализации метода последовательной высокочастотной цифровой фильтрации, основанного на корневых характеристиках полинома Баттерворта чётной степени. Из зарегистрированных сигналов акустической эмиссии выделялись информативные фрагменты. Оценка эффективности обработки выполнялась с использованием показателей отношения сигнал/шум, а также диагностических амплитудных параметров (MARSE, мощность и др.). Для прогнозирования диагностических параметров применялись методы машинного обучения, в частности линейная регрессия. Достоверность моделей оценивалась с использованием коэффициентов корреляции, детерминации и статистической значимости. Зависимости между параметрами аппроксимировались методом наименьших квадратов и визуализировались с помощью диаграмм рассеяния и диаграмм Тьюки, отражающих распределение данных. *Результаты.* Установлено, что предложенный метод последовательной высокочастотной цифровой фильтрации обеспечивает увеличение отношения сигнал/шум в среднем более чем на 1,5 дБ. Выявленные закономерности, использованные при построении прогнозных моделей, позволяют существенно расширить возможности акустического контроля при оценке свойств и напряжённого состояния пород и геологических сред, а также при выявлении дефектов. Полученные результаты, характеризующиеся статистически значимой

зависимостью, подтверждают работоспособность и практическую применимость разработанной предиктивной модели.

Ключевые слова: Цифровой фильтр, полином Баттерворта, акустическая эмиссия, последовательная обработка, машинное обучение, предиктивный контроль

Introduction. Statistical evaluation of acoustic emission (AE) signal parameters is currently one of the most important stages in the analysis of measurement data after applying primary signal processing methods, namely, its filtration (Kharrat, 2016; Barat, 2010; He, 2021; Altay et.al, 2022).

This is due to the fact that the noise component of the AE signal reduces the accuracy of the assessment of the primary and secondary diagnostic indicators characterizing the set of features by which it is possible to determine the state of the tested object (TO). Improving the accuracy of the indicator assessment and, consequently, the reliability of the AE diagnostics of the TO mainly depends on the efficiency of the applied primary signal processing methods (Altay et.al, 2022). The presence of the noise component of the signal and its insufficient attenuation significantly reduces the accuracy of the assessment of AE indicators (Kharrat, 2016; Barat, 2010; He, 2021; Altay et.al, 2022), therefore the use of filtration methods is an important link in the secondary signal processing when assessing the diagnostic indicators of AE.

In this article, in contrast to previously published works (Kharrat, 2016; Barat, 2010; He, 2021; Altay et.al, 2022), during the experimental testing of the developed digital filter, which generates an estimate based on the criteria of maximum signal-to-noise ratio and minimum standard deviation of the signal, the results of the primary processing of noisy natural signals and the statistical evaluation of specific AE parameters are presented.

The aim of the research is to improve the efficiency of AE signal processing by implementing digital polynomial filtering to evaluate the statistical distinguishability of noisy and filtered signals, and to calculate secondary diagnostic indicators of AE and their significance.

Materials and methods. The study utilized signals recorded during the milling process of an aluminum alloy plate using two carbide tool cutters. One of the cutters was defect-free, while the other had a defect in the form of a chipped thread at the end of the working part of the tool. During the experiment, the results of 48 signals (24 for the defect-free cutter and 24 for the cutter with a defect) were recorded and digitized using a certified AE measuring system (SCAD). All signals contained at least 4000 measurements (q) at a sampling frequency of 4 MHz and were recorded under uniform conditions in the absence of external environmental factors affecting the experimental results. The obtained registration results were processed using the developed AE signal processing system based on a bidirectional filtering scheme to isolate the signal components

of both information (s) and noise (n) (Gomez, 2012; Zakharov, 2022; Elforjani, 2018).

Statistical analysis of the recording and processing results. In this section of the article, a double descriptive analysis was used to describe the measurement results and their processing, according to the recommendation (Altay et.al 2025). Double descriptive analysis allows us to characterize the entire measurement set and select a statistical method for assessing the distinguishability of readings between noisy and filtered signals when the measurement data deviate from the Gaussian distribution law. Noisy and filtered signal readings are presented as the arithmetic mean (u), standard deviations (σ), median (Me), and quartiles ($Q1$ – $Q3$). The distribution of signal readings was assessed based on the calculation of the Lilliefors criterion, used for measurements greater than $q > 50$.

Results and discussion. During the experimental studies, the recording results were processed in two stages. In the first stage, a discrete Fourier transform was used to empirically estimate the frequency of the recorded signals to determine the cutoff frequency of the adjustable filter. In the second stage, the MATLAB SOFTWARE PACKAGE was used for initial signal processing and to calculate the AE parameters for further statistical analysis. Figure 1 shows the results of the spectral analysis of the noisy AE signal during the inspection of a flawless and a flawed tool.

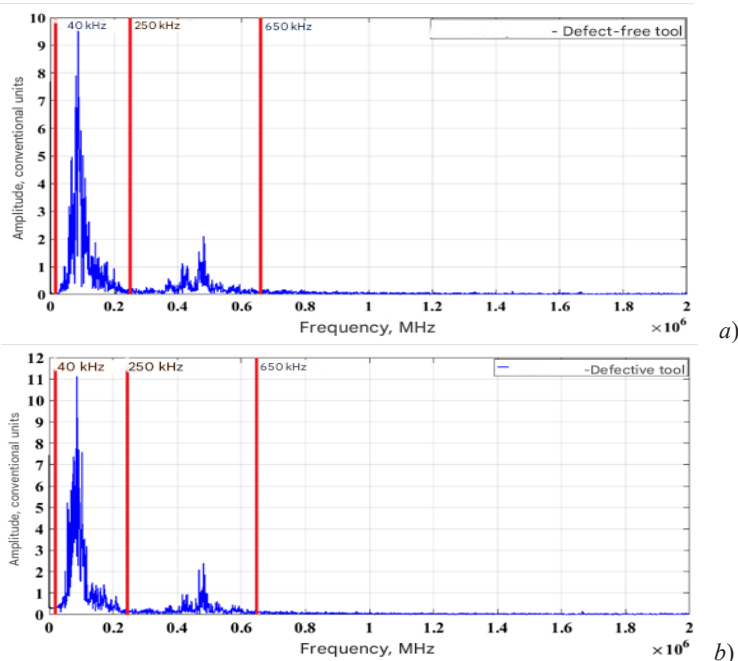


Figure 1. Frequency spectrum of AE signals during testing:
a) a defect-free tool; b) a defective tool.

Based on the results of the spectral analysis, it was noted that the signal amplitude during testing of a defective instrument exceeds the signal amplitude during testing of a defect-free instrument by approximately 1.5 units, and the amplitude of the interference component of the signal, located above the spectrum of the information signal, has insignificant variability depending on the frequency.

The results of the first stage of data processing showed that the frequencies of natural noisy signals for a defect-free and defective tool were identified in the frequency range from 40 kHz to 650 kHz. Among this frequency, the range of the information component is located in the interval from 40 kHz to 250 kHz, and the interference component is from 250 kHz to 650 kHz. The obtained results of this assessment coincide with the available experimental data, where it is noted that the frequency content of the AE signals obtained during the milling process can be in the frequency range from 40 kHz to 350 kHz (Gomez, 2012). This provides a justification for choosing the upper frequency range of the AE signal, namely 250 kHz for adjusting the high-pass filter (HPF) (Gomez, 2012) in order to weaken the influence of the interference identified above the range of the information component of the signal.

To process the AE signal recording results, the digital filter characteristics were analyzed using the amplitude-frequency response (AFR) and zero-pole diagram (NPD) (Gomez, 2012). The filters AFR showed that the high-pass filter at a cutoff frequency of 250 kHz is ripple-free, monotonic, and stable, both in the signal passband and in the interference suppression band. The roots of the filter's transfer function structure are located within a unit-radius circle on the NPD and are stable. All analyzed characteristics of the designed filter provide a significant advantage for isolating not only the information component but also the interference component.

The results of the second stage of data processing showed that a filtering method based on a sequential high-pass filter, set to a cutoff frequency of 250 kHz, allows for the extraction of both the information and interference components of the AE signals. For better visualization and comparison of the recording results, Figures 2–4 present the extracted signals of the information and interference components of the defective and defective instruments as a single sample.

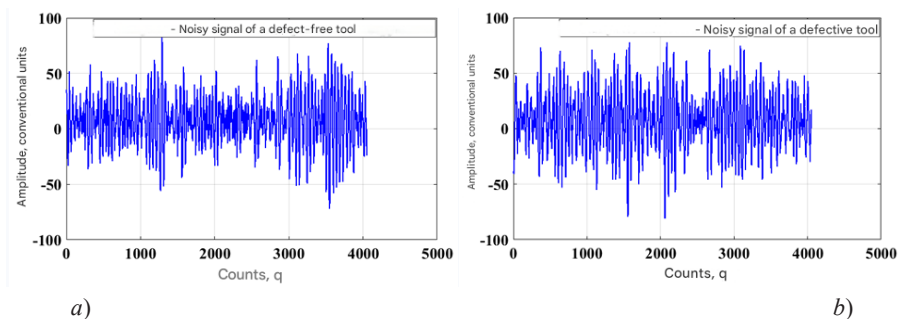


Figure 2. Comparison of initial signals during AE testing:
a) defect-free tool; b) defective tool.

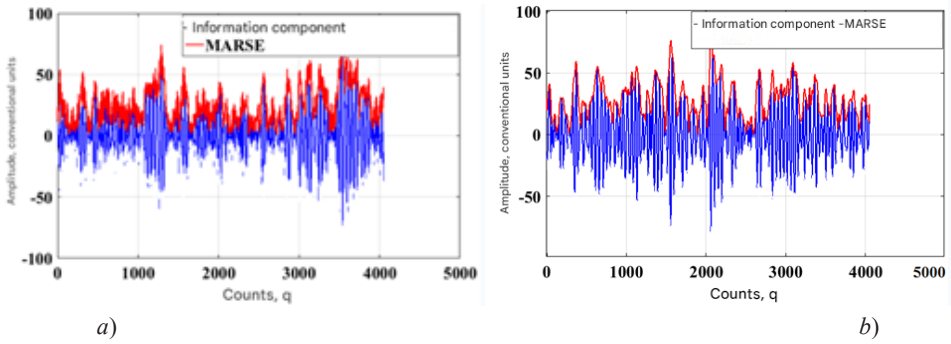


Figure 3. Comparison of information components during AE control:
 a) a defective tool; b) a defective tool.

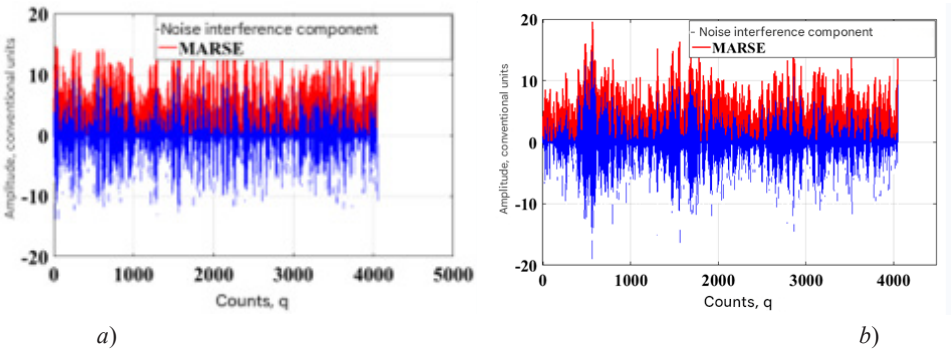


Figure 4. Comparison of interference components during AE control:
 a) a defective tool; b) a defective tool.

A comparative analysis of the waveforms presented in Figures 2–4 revealed differences in the AE waveforms obtained during inspection of defective and defect-free tools. The information component during AE inspection of a defect-free tool (Figure 3a) differs significantly from the information component during inspection of a defective tool (Figure 3b), while the waveform is similar to the AE phenomenon when compared with a noisy signal (Figure 2), where the information component is masked by the interference component (Figure 4). The distinguishability of the noisy and filtered signals obtained during inspection of defective and defect-free tools was analyzed using statistical analysis.

Descriptive analysis revealed differences in the u and Me values in the raw and filtered signal readings for both the flawless and defective instruments. The median quartile values $Q1 - Q3$ characterize significant scatter in the noisy set of measurements compared to the same set in the filtered signals. The presence of this scatter in the $Q1-Q3$ quartiles $x_i(q)$ and $s_i(q)$ relative to their median should be characterized by the influence of the noise component. The difference in the values of the u and Me indicators indicates that the data deviate from the Gaussian distribution law, since $u \neq Me$, as evidenced by the p - value of the Lilliefors criterion (see Tables 1 and 2).

Table 1. Statistical characteristics of the analyzed AE signals for a defect-free tool.

No.	Indicators of noisy AE signals, $x_i(q)$			Indicators of the information component of AE signals, $s_i(q)$		
	$u \pm \sigma$, mV ($q > 4000$)	$Me [Q1; Q3]$, mV ($q > 4000$)	p -value *	$u \pm \sigma$, mV ($q > 4000$)	$Me [Q1; Q3]$, mV ($q > 4000$)	p -value **
1	7,68±22,19	8,000 [-6,000 ; 22,000]	0.01	0.132±19.746	0.225 [-12.359 ; 12.298]	0.01
2	0.38±30.38	0,000 [-13,000 ; 14,000]		0.019±24.248	0.319 [-10.137 ; 10.869]	
3	6,61±27,19	6,000 [-5,000 ; 18,000]		0.142±20.787	0.086 [-8.329 ; 8.583]	
4	2,78±24,01	2,000 [-8,000 ; 15,000]		0.115±17.429	0.216 [-7.824 ; 8.170]	
5	7,70±19,36	7,000 [-5,000 ; 21,000]		0.171±16.967	0.190 [-11.380 ; 11.607]	0.006
6	0.37±83.41	0,000 [-29,000 ; 31,000]		0.050±63.290	0.150 [-22.233 ; 23.306]	
7	6,63±61,91	6,000 [-22,000 ; 34,000]		0.088±44.326	0.287 [-21.730 ; 21.563]	0.01
8	2,75±66,16	4,000 [-27,000 ; 31,000]		0.039±45.297	1,092 [-21,281 ; 19,982]	0.003
9	7,10±45,92	3,000 [-65,000 ; 71,000]		0.282±41.616	0.838 [-28.184 ; 27.916]	
10	0.24±170.9	2,000 [-68,000 ; 71,000]		0.019±121.385	0.236 [-50.087 ; 50.220]	0.01
11	6,58±141,8	7,000 [-44,000 ; 57,000]		0.029±87.488	0.018 [-33.948 ; 34.541]	
12	2,64±166,8	3,000 [-65,000 ; 71,000]		0.084±105.629	0.369 [-45.225 ; 44.769]	
13	7.00±61.19	7,000 [-32,000 ; 45,000]		0.612±56.145	0.420 [-36.050 ; 34.376]	
14	0.09±303.4	3,000 [-67,000 ; 66,000]		0.248±194.055	1,827 [-49.695 ; 47,714]	
15	6.50±246.5	4,000 [-48,000 ; 63,000]		0.027±160.821	3,109 [-40,571 ; 43,224]	
16	2,79±253,4	3,000 [-63,000 ; 68,000]		0.655±174.735	1,019 [-44,728 ; 46,950]	
17	7,45±101,0	6,000 [-62,000 ; 77,000]		0.273±91.886	0.681 [-64.492 ; 64.131]	
18	0.23±196.1	2,000 [-79,000 ; 77,000]		0.628±141.708	0.184 [-58.479 ; 57.888]	0.01
19	6,78±126,6	6,000 [-49,000 ; 61,000]		0.091±92.403	0.515 [-41.952 ; 42.607]	
20	2,78±174,0	3,000 [-58,000 ; 61,000]		0.158±114.559	0.297 [-40.512 ; 41.193]	0.007
21	6,82±88,82	8,000 [-53,000 ; 66,000]		0.388±81.595	1,126 [-54,714 ; 54,642]	
22	0.35±164.7	0,000 [-67,000 ; 69,000]		0.174±126.609	1,152 [-51,558 ; 52,033]	0.01
23	6,70±131,6	6,000 [-50,000 ; 63,000]		0.176±91.701	1,174 [-41,878 ; 40,518]	
24	2.66±123.3	2,000 [-47,000 ; 51,000]		0.514±86.873	0.938 [-35.783 ; 34.382]	
p -value ***	$p < 0.05$					

Note.
 p -value * - the value of the Lilliefors criterion for noisy data,
 p -value ** - the value of the Lilliefors criterion for the information component data,
 p -value *** - value of the Wilcoxon test for data between before and after treatment.

Table 2. Statistical characteristics of the analyzed AE signals for a defective tool.

No.	Indicators of noisy AE signals, $x_i(q)$			Indicators of the information component of AE signals, $s_i(q)$		
	$u \pm \sigma$, mV ($q > 4000$)	$Me [Q1; Q3]$, mV ($q > 4000$)	p -value *	$u \pm \sigma$, mV ($q > 4000$)	$Me [Q1; Q3]$, mV ($q > 4000$)	p -value **
1	7,453±25,903	7,000 [-10,000 ; 25,000]	0.05	0.182±23.142	0.092 [-15.565 ; 15.8152]	0.003
2	0.301±23.508	0,000 [-7,000 ; 8,000]	0.01	0.021±16.958	0.072 [-5.226 ; 5.1795]	0.01
3	6.555±22.363	6,000 [-1,000 ; 15,000]		0.114±17.265	0.168 [-5.442 ; 5.9771]	
4	2.746±28.446	3,000 [-9,000 ; 14,000]		0.109±22.754	0.046 [-9.315 ; 9.3571]	
5	7,594±22,797	8,000 [-8,000 ; 23,000]		0.157±20.380	0.295 [-13.037 ; 13.337]	0.03

6	0.252±52.626	0,000 [-13,000 ; 13,000]		0.044±27.092	0.038 [-7.973 ; 7.419]	0.01
7	6,568±40,157	6,000 [-7,000 ; 19,000]		0.250±22.565	0.298 [-8.702 ; 9.012]	
8	2,768±57,947	2,000 [-14,000 ; 19,000]		0.227±39.480	0.082 [-12.304 ; 11.921]	
9	7,169±52,618	6,000 [-28,000 ; 43,000]		0.289±47.846	1,343 [-31,774 ; 31,932]	0.05
10	0.325±230.841	1,000 [-53,000 ; 50,000]		0.236±185.208	0.282 [-40.511 ; 42.160]	0.01
11	6,593±319,779	3,000 [-51,000 ; 56,000]		0.196±270.363	2,135 [-49,789 ; 42,917]	
12	1,896±435,258	2,000 [-93,000 ; 100,000]		0.067±369.327	0.858 [-80.774 ; 82.479]	
13	7,171±53,116	7,000 [-31,000 ; 44,000]		0.026±48.130	0.649 [-34.573 ; 33.655]	
14	0.238±213.056	0,000 [-57,000 ; 61,000]		0.353±135.529	0.499 [-41.455 ; 41.035]	
15	6,704±205,719	7,000 [-48,000 ; 59,000]		0.422±142.680	0.362 [-41.742 ; 39.424]	
16	2,697±267,238	3,000 [-71,000 ; 76,000]		0.224±192.954	1,127 [-58,596 ; 58,658]	
17	7,115±74,329	7,000 [-44,000 ; 59,000]	0.007	0.344±67.582	0.123 [-45.765 ; 48.008]	0.004
18	0.188±198.178	0,000 [-60,000 ; 64,000]	0.01	0.310±129.497	1,217 [-47,301 ; 46,188]	0.01
19	6,623±180,076	6,000 [-57,000 ; 67,000]		0.819±128.028	1,921 [-47,825 ; 45,633]	
20	2,636±262,964	3,000 [-82,000 ; 93,000]		0.382±200.546	1,121 [-70,912 ; 73,355]	
21	6,845±90,523	10,00 [-56,000 ; 68,00]		0.315±81.506	2,608 [-56,710 ; 55,919]	
22	0.702±390.122	1,00 [-135,000 ; 126,00]		0.709±212.159	0.246 [-94.807 ; 90.669]	
23	5,066±404,508	3,00 [-116,000 ; 127,00]		0.547±322.293	0.600 [-91.822 ; 95.613]	
24	1,400±487,264	8,00 [-170,00 ; 177,00]		0.702±403.611	6,032 [-135,804 ; 145,13]	
<i>p</i> - value ***	<i>p</i> < 0.05					
Note. <i>p</i> - value * - the value of the Lilliefors criterion for noisy signals, <i>p</i> - value ** - the value of the Lilliefors criterion for the information component of signals, <i>p</i> - value *** - value of the Wilcoxon test for data between before and after treatment.						

Accordingly, the nonparametric Wilcoxon test was chosen for comparative analysis between the readings of noisy and filtered signals. In this analysis, if the *p*-value is the value of the Wilcoxon test. If *p* < 0.05, the hypothesis of a weakening of the noise interference components influence on the information signal is accepted, and the signals are distinguishable; if *p* > 0.05, the hypothesis is rejected. The results showed that the value of this criterion is less than the threshold of *p* < 0.05, which allows us to assert the presence of differences between the readings of noisy and filtered signals during the implementation of digital filtering.

It was previously noted in the report (Altay et al., 2025) that when conducting an AE diagnostic study of an OC, the main portion of the information signal is made up of interference, the energy of which is comparable to or higher than the energy of the information signal. Taking this into account, in this paper an assessment of the energy component of the signals under consideration, both information and interference, was carried out using the root mean square (*RMS*) indicator:

$$RMS = \sqrt{\frac{1}{N}(a_1^2 + a_2^2 + \dots + a_q^2)},$$

where *N* is the number of signal samples, and *a* are the individual values of the signal sample up to *q*.

The value of this indicator can be interpreted as the instantaneous energy of the process generating the analyzed AE signal (Barat et al, 2010; Zakharov et al, 2022). The calculated values of this indicator for the information component of the signal and noise interference are illustrated in the Tukey diagram in Figure 5.

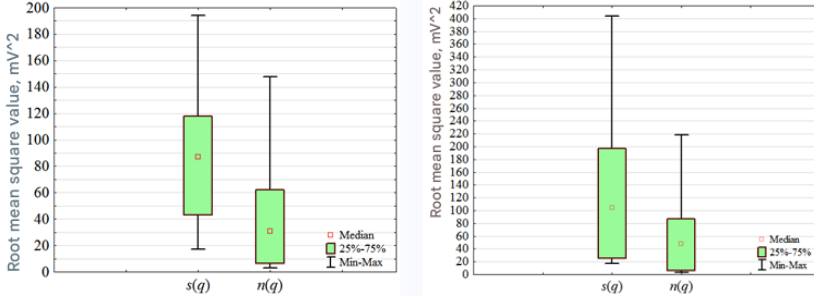


Figure 5. Tukey diagram representing the AE signal energy and interference during testing: a) a defect-free tool; b) a defective tool.

Comparing the processing results presented in Fig. 5, it can be seen that the amplitude of the information component $s(q)$ is 2 times greater than the amplitude of the noise component $n(q)$. When testing a defect-free instrument, the values of the median root mean square value of the information component were: $RMS_{Me} = 87.171 \text{ mV}^2$; interference: $RMS_{Me} = 30.776 \text{ mV}^2$. When checking a defective instrument, the values of the median root mean square value of the information component were: $RMS_{Me} = 104.756 \text{ mV}^2$; noise interference $RMS_{Me} = 48.283 \text{ mV}^2$. The obtained graphical results in Fig. 5a and 5b and the presented median values show that the energy of the information component of the signals is 2 times greater than the energy of the noise interference ($RMS_{s(q)} > RMS_{n(q)}$). This is also confirmed by the result of the frequency spectrum presented in Fig. 1, where the amplitude of the information component of the signal significantly exceeds the amplitude of the noise component.

Another criterion for assessing the comparability of the energy of the useful signal and interference is the experimental indicator of the signal-to-noise ratio (SNR), calculated as the ratio of the root-mean-square value of the signal to the root-mean-square value of the interference amplitude for the i -th signals under consideration at the output of the digital filter, as

$$SNR = 20 \lg \left(\frac{s_i^2(q)}{n_i^2(q)} \right).$$

The calculated values of this indicator for signals obtained during testing of a defect-free and defective tool are illustrated in the Tukey diagram in Figure 6.

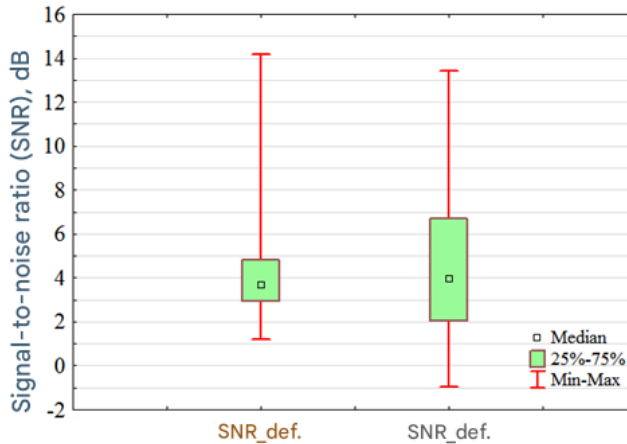


Figure 6. Acoustic emission signal to noise ratio.

From the diagram presented in Fig. 6 it follows that the median SNR indicator during testing of a defect-free instrument was $\text{SNR}_{Me} = 3.661$ dB, and during testing of a defective instrument – $\text{SNR}_{Me} = 3.931$ dB. Values of the median SNR indicator above “0 dB” provide information on the excess of the amplitude of the information signal in relation to the amplitude of the interference. High values of this indicator characterize the stability of filters to influencing interference when implementing a polynomial digital filter. Based on the results of this assessment, further analysis of the parameters of the information component was carried out on the basis of calculating the secondary diagnostic indicators of AE.

Statistical evaluation of acoustic emission parameters. When evaluating signal parameters, the amplitude parameters describing the energy content of acoustic phenomena have the best correlation with the properties of the AE source assigned. To date, a significant number of specific statistical indicators have been used in works to evaluate the AE parameters. For this evaluation, such indicators as signal amplitude (U), signal peak-to-peak (between the maximum and minimum amplitude values, ΔU), root mean square deviation (RMS, σU), root-mean square signal value (U_{RMS}), and energy parameter (signal envelope area, MARSE) are often selected. Calculating the above parameters in order to detect statistically distinguishable but significant relationships between the parameters of a defective and defect-free instrument can be complex. In this regard, a joint evaluation of the above AE parameters is relevant.

The results of the correlation relationship assessment showed that there is a statistically significant correlation, different from zero, between the AE parameters during inspection of a flawless and defective tool. In the analyzed set of measurements, the highest correlation is observed for the parameter $r_{\text{peak-to-peak}} = 0.595$ when compared with the parameters $r_{\text{RMSE}} = 0.526$, $r_{\text{Amplitude}} = 0.527$, $r_{\text{RMS}} = 0.526$, $r_{\text{MARSE}} = 0.525$. Using the Chaddock rating scale for interpreting the correlation coefficient values, it should be noted that for the parameters r

RMSE, $r_{\text{Amplitude}}$, $r_{\text{peak-to-peak}}$, r_{RMS} , r_{MARSE} There is a direct and noticeable ($r_{0.5-0.7}$) correlation relationship. The established correlation for these parameters at $r > 0.5$ is explained by the difference in the values of the parameters of the information component of the signals during testing of a defective and a flawless tool. Previously, it was noted that the parameters calculated in this article are stable interfering environmental factors and allow us to detect correlation relationships between the parameters of the AE source. In the framework of this study, when using the filter, statistically significant correlations of measurements ($p < 0.05$) were also found, characterizing the non-randomness of the obtained relationship. With the weakening of the interfering component, a high correlation of the measurement result, namely $r \sim 0.9$, can be observed when analyzing the information component recorded between paired AE signal converters from a single source.

A model characterizing the statistical distinguishability between the AE parameters during inspection of a flawless and defective tool was developed using a machine learning method – linear regression. Linear regression is an efficient and highly sensitive method to the analyzed data, requiring no special specific training of the samples of the test object. The conducted studies based on linear regression showed that among all the analyzed parameters (Begentayev et al, 2025; Begentayev et al, 2024), σ_U are sensitive to changes in the model of AE signal indicators during inspection of a defective tool (Altay et. all, 2025). These results are presented as a regression function and a Tukey diagram in Figures 8–10.

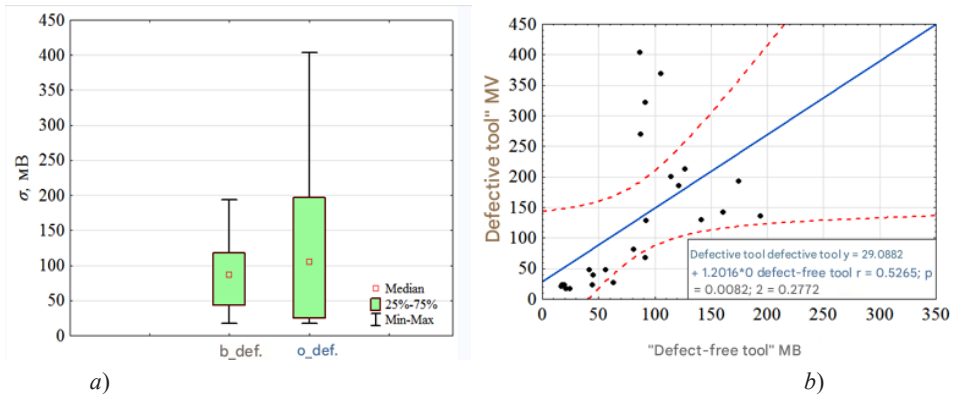


Figure 8. Statistical distinguishability of the parameter σ_U : a) Tukey diagram characterizing the variability of the standard deviation of the signal amplitude when testing both instruments ; b) dependence characterizing the increase in the deviation of the signal amplitude when testing a defective instrument.

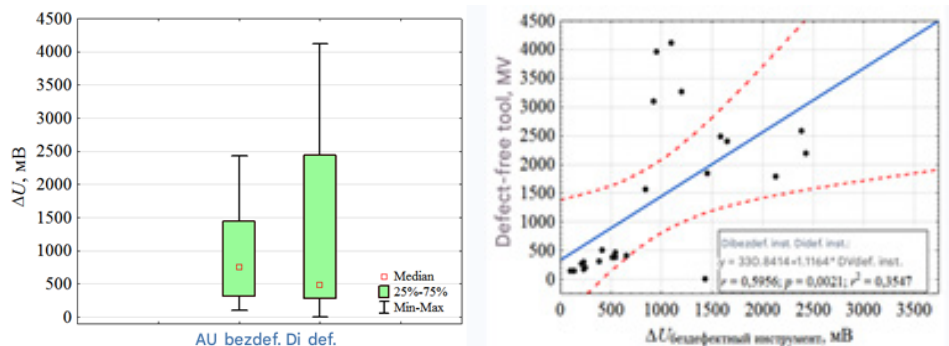


Figure 9. Statistical distinguishability of the parameter ΔU : a) Tukey diagram characterizing the variability of the signal amplitude range when testing both instruments; b) dependence characterizing the increase in the signal amplitude range when testing a defective instrument.

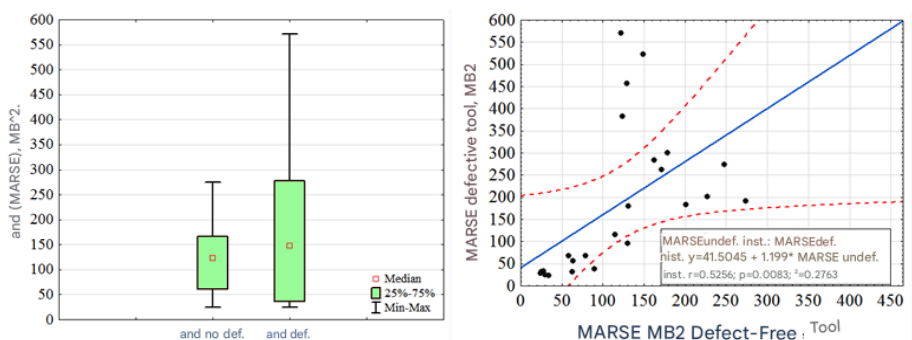


Figure 10. Statistical distinguishability of the MARSE parameter : a) Tukey diagram characterizing the variability of the signal energy value when testing both instruments; b) dependence characterizing the increase in signal energy when testing a defective instrument.

To assess the adequacy of the constructed regression dependence, the coefficients of determination R^2 and correlation r were calculated, as well as significance p -level of the model:

$$y_{\sigma, \text{ defective tool}} = 29.088 + 1.201 \cdot \sigma_{\text{ defect-free tool}} \text{ at } r = 0.526, R^2 = 0.277, p = 0.0082;$$

$$\Delta U_{\text{ defective tool}} = 330.841 + 1.116 \cdot \Delta U_{\text{ defect-free tool}} \text{ at } r = 0.595, R^2 = 0.354, p = 0.002;$$

$$y_{MARSE, \text{ defective tool}} = 330.841 + 1.116 \cdot MARSE_{\text{ defect-free tool}} \text{ at } r = 0.525, R^2 = 0.276, p = 0.008.$$

Following from the analysis of the data presented in Figures 8–10, there is also a direct noticeable correlation between the signal parameters during the inspection of a defective and a flawless tool. The value of the determination coefficient R^2 of the constructed model explains the observed dispersion of the predictor (the indicator in the focus of this study) during the inspection of a flawed tool. The obtained coefficients with a p -value less than for $p = 0.01$, and, therefore, are considered statistically significant for a confidence interval with a reliability

of 0.99. That is, the associated AE parameters can be significant predictors of defect formation processes occurring in the tool with a reliability probability of the confidence interval. To date, the accumulated experimental material confirms the possibility of using the calculated parameters for predictive analytics (Altay, 2019) of the technical condition of the objects of inspection.

Conclusion. This article is devoted to the statistical evaluation of AE parameters during the implementation of a processing method based on bidirectional polynomial digital filtering. To validate the methods effectiveness, filtering results were obtained for recorded AE signals during milling with two tools. The distinguishability of the information component signals was demonstrated when compared with noisy signals ($p < 0.05$) using the Wilcoxon test, and the signal-to-noise ratio was calculated. Based on the obtained processing results, it was established that the AE processing method increases the signal-to-noise ratio to $\text{SNR} = 4$ dB and improves the filtering quality of high-frequency interference.

A correlation between the AE parameters during the testing of two instruments ($r > 0.5$ to $r = 0.7$) was established, indicating a direct and significant link between the measurement results. This correlation may be due to differences in the properties and characteristics of the AE sources during the testing of the two instruments for $p < 0.05$. Based on regression analysis, a model was developed characterizing the discriminability between the AE parameters during the testing of a flawless and a defective instrument, with statistical significance at $p < 0.01$.

References

Altay Y.A., Fedorov A.V., Stepanova K.A., Kuzivanov D.O. (2022) Ocenka effektivnosti metodov obrabotki signalov akusticheskoy emissii pri realizacii polinomial'nyh cifrovyyh fil'trov [Estimating efficiency of acoustic emission signal processing methods in implementation of polynomial digital filters]. Omsk Scientific Bulletin. – №. 3. – P. 128-134. DOI: 10.25206/1813-8225-2022-183-128-134. (In Russian).

Altay Y.A. (2019) On the use of the statistical methods for biomedical signals and data processing. 2019 IEEE Conference of Russian Young Researchers in Electrical and Electronic Engineering. – IEEE. – P. 1129-1134. (In English).

Altay Y.A., Bazarbay B.B., Absadykov B.N., Berdibaeva G.K., Kalmaganbetov S.A. (2025) Method of identifying factors influencing defect formation in selective laser melting of heat-resistant alloy using acoustic emission method. News of the National Academy of Sciences of the Republic of Kazakhstan, Series of Geology and Technical Sciences. – Vol.2(463). – P. 21-41. DOI: 10.32014/2025.2518-170X.488. (In English).

Altay Y.A., Fedorov A.V., Stepanova K.A. (2022) Acoustic emission signal processing based on polynomial filtering method. Proc. of the 2022 IEEE Conference of Russian Young Researchers in Electrical and Electronic Engineering. Saint Petersburg, Russian Federation. – P. 1320-1326. doi: 10.1109/ElConRus54750.2022.9755729 (In English).

Barat V., Borodin Y., Kuzmin A. (2010) Intelligent AE signal filtering methods. Journal of Acoustic Emission. – Vol. 28. – P. 109-119. (In English).

Begentayev M.M. et al. (2025) Modified Water-Dispersion Compositions Based on Synthesized Dispersions and Hollow Glass Microspheres with Improved Protective Characteristics. Coatings. – Vol.15. – No. 7. – P. 840. (In English).

Begentayev M., Nurpeisova M., Kuldiev E., Nurlybaev R., Bek U. (2024) Study of the influence of technological factors on the density and strength of ash-gas concrete. News of the National

Academy of Sciences of the Republic of Kazakhstan, Series of Geology and Technical Sciences. – Vol.1(463). – P. 45-57. DOI: 10.32014/2024.2518-170X.364 (In English).

Elforjani M., Shanbr S. (2018) Prognosis of bearing acoustic emission signals using supervised machine learning. IEEE Transactions on industrial electronics. – Vol. 65. – No. 7. – P. 5864-5871. (In English).

Gomez M. P. (2012) Assessment of cutting tool condition by acoustic emission. Procedia Materials Science. – Vol. 1. – No. 2. – P. 321-328. (In English).

He Y. (2021) An overview of acoustic emission inspection and monitoring technology in the key components of renewable energy systems. Mechanical Systems and Signal Processing. – Vol. 148. – P. 107146. (In English).

Kharrat M.A. (2016) A signal processing approach for enhanced acoustic emission data analysis in high activity systems: Application to organic matrix composites. Mechanical Systems and Signal Processing. – Vol. 70. – P. 1038-1055. doi: 10.1016/j.ymsp.2015.08.028 (In English).

Zakharov L.A., Martyushev D.A., Ponomareva I.N. (2022) Predicting dynamic formation pressure using artificial intelligence methods. Journal of Mining Institute. – Vol. 253. – P. 23-32. (In English).

Publication Ethics and Publication Malpractice in the journals of the Central Asian Academic Research Center LLP

For information on Ethics in publishing and Ethical guidelines for journal publication see <http://www.elsevier.com/publishingethics> and <http://www.elsevier.com/journal-authors/ethics>.

Submission of an article to the journals of the Central Asian Academic Research Center LLP implies that the described work has not been published previously (except in the form of an abstract or as part of a published lecture or academic thesis or as an electronic preprint, see <http://www.elsevier.com/postingpolicy>), that it is not under consideration for publication elsewhere, that its publication is approved by all authors and tacitly or explicitly by the responsible authorities where the work was carried out, and that, if accepted, it will not be published elsewhere in the same form, in English or in any other language, including electronically without the written consent of the copyright-holder. In particular, translations into English of papers already published in another language are not accepted.

No other forms of scientific misconduct are allowed, such as plagiarism, falsification, fraudulent data, incorrect interpretation of other works, incorrect citations, etc. The Central Asian Academic Research Center LLP follows the Code of Conduct of the Committee on Publication Ethics (COPE), and follows the COPE Flowcharts for Resolving Cases of Suspected Misconduct (http://publicationethics.org/files/u2/New_Code.pdf). To verify originality, your article may be checked by the Cross Check originality detection service <http://www.elsevier.com/editors/plagdetect>.

The authors are obliged to participate in peer review process and be ready to provide corrections, clarifications, retractions and apologies when needed. All authors of a paper should have significantly contributed to the research.

The reviewers should provide objective judgments and should point out relevant published works which are not yet cited. Reviewed articles should be treated confidentially. The reviewers will be chosen in such a way that there is no conflict of interests with respect to the research, the authors and/ or the research funders.

The editors have complete responsibility and authority to reject or accept a paper, and they will only accept a paper when reasonably certain. They will preserve anonymity of reviewers and promote publication of corrections, clarifications, retractions and apologies when needed. The acceptance of a paper automatically implies the copyright transfer to the Central Asian Academic Research Center LLP.

The Editorial Board of the Central Asian Academic Research Center LLP will monitor and safeguard publishing ethics.

Requirements for articles design for publication in the journal are available on the websites:

**[www:nauka-nanrk.kz](http://www.nauka-nanrk.kz)
<http://www.geolog-technical.kz/index.php/en/>
ISSN 2518-170X (Online),
ISSN 2224-5278 (Print)**

Managing Editor: *T. Apendiev*
Editors: *D.S. Alenov, A.Shormakova*
Computer layout: *G.D. Zhadyranova*

Signed for print: April 10, 2026
Format: 70×90 1/16. 26.5 printed sheets. Order No. 2.